

OXFORD


fourth
edition

English File

Elementary
Student's Book

WITH ONLINE PRACTICE

Christina Latham-Koenig
Clive Oxenden
Jerry Lambert
Paul Seligson





English File

Elementary

fourth
edition

ONLINE PRACTICE

Important: Keep this card safe. Before you use your code, speak to your teacher.

How to access English File Online Practice

- 1 Go to: **englishfileonline.com**
- 2 Choose **Register** to create your Oxford ID.
OR
Registered before? Sign in with your Oxford ID and choose **Add a level.**
- 3 Follow the instructions. Enter your access code.

You can only use your code once.

Need help? Email Customer Support at **eltsupport@oup.com**

Your access code

OXFORD
UNIVERSITY PRESS

ISBN 978-0-19-403167-7



Contents

	GRAMMAR	VOCABULARY	PRONUNCIATION
1			
6	A Welcome to the class verb <i>be</i> ⊕, subject pronouns: <i>I, you, etc.</i>	days of the week, numbers 0–20	vowel sounds, word stress
8	B One world verb <i>be</i> ⊖ and ⊙	countries, numbers 21–100	/ə/, consonant sounds /tʃ/, /ʃ/, /dʒ/, word stress
10	C What's your email? possessive adjectives: <i>my, your, etc.</i>	classroom language	/əʊ/, /u:/, /ɑ:/, the alphabet, sentence stress
12	Practical English Episode 1 checking in V in a hotel		
2			
14	A Are you tidy or untidy? singular and plural nouns	things, <i>in, on, under</i>	final -s and -es
16	B Made in America adjectives	colours, adjectives, modifiers: <i>very / really, quite</i>	long and short vowel sounds
18	C Slow down! imperatives, <i>let's</i>	feelings	linking
20	Revise and Check 1&2		
3			
22	A Britain: the good and the bad present simple ⊕ and ⊖	verb phrases: <i>cook dinner, etc.</i>	third person -s
24	B 9 to 5 present simple ⊙	jobs	/ɜ:/ and /ə/
26	C Love me, love my dog word order in questions	question words	sentence stress
28	Practical English Episode 2 buying a coffee V telling the time		
4			
30	A Family photos possessive 's, <i>Whose...?</i>	family	/ʌ/, the letter o
32	B From morning to night prepositions of time (<i>at, in, on</i>) and place (<i>at, in, to</i>)	daily routine	linking
34	C Blue Zones position of adverbs, expressions of frequency	months, adverbs and expressions of frequency	the letter <i>h</i>
36	Revise and Check 3&4		
5			
38	A Vote for me! <i>can / can't</i>	verb phrases: <i>buy a newspaper,</i> <i>etc.</i>	sentence stress
40	B A quiet life? present continuous: <i>be + verb + -ing</i>	noise: verbs and verb phrases	/ɪ/
42	C A city for all seasons present simple or present continuous?	the weather and seasons	places in London
44	Practical English Episode 3 buying clothes V clothes		
6			
46	A A North African story object pronouns: <i>me, you, him, etc.</i>	words in a story	/aɪ/, /ɪ/, and /i:/
48	B The third Friday in June <i>like + (verb + -ing)</i>	the date, ordinal numbers	/ð/ and /θ/, saying the date
50	C Making music revision: <i>be</i> or <i>do</i> ?	music	/j/, giving opinions
52	Revise and Check 5&6		

	GRAMMAR	VOCABULARY	PRONUNCIATION
7			
54	A Selfies	past simple of <i>be</i> : <i>was / were</i>	word formation: <i>write</i> → <i>writer</i>
56	B Wrong name, wrong place	past simple: regular verbs	past time expressions
58	C Happy New Year?	past simple: irregular verbs	<i>go, have, get</i>
60	Practical English Episode 4	asking the way V directions	sentence stress
8			
62	A A murder mystery	past simple: regular and irregular	irregular verbs
64	B A house with a history	<i>there is / there are, some / any</i> + plural nouns	the house
66	C Room 333	<i>there was / there were</i>	prepositions: place and movement
68	Revise and Check 7&8		past simple verbs
9			
70	A #mydinnerlastnight	countable / uncountable nouns, <i>a / an, some / any</i>	food and drink
72	B White gold	quantifiers: <i>how much / how many, a lot of, etc.</i>	food containers
74	C Facts and figures	comparative adjectives	high numbers
76	Practical English Episode 5	ordering a meal V understanding a menu	linking, /ʃ/ and /s/
10			
78	A The most dangerous place...	superlative adjectives	places and buildings
80	B Five continents in a day	<i>be going to</i> (plans), future time expressions	city holidays
82	C The fortune teller	<i>be going to</i> (predictions)	verb phrases
84	Revise and Check 9&10		the letters <i>ea</i>
11			
86	A Culture shock	adverbs (manner and modifiers)	common adverbs
88	B Experiences or things?	verb + <i>to</i> + infinitive	verbs that take the infinitive
90	C How smart is your phone?	definite article: <i>the</i> or no <i>the</i>	phones and the internet
92	Practical English Episode 6	getting to the airport V public transport	linking, /ʃ/ and /s/
12			
94	A I've seen it ten times!	present perfect	irregular past participles
96	B He's been everywhere!	present perfect or past simple?	learning irregular verbs
98	C The English File interview	revision: question formation	irregular past participles
100	Revise and Check 11&12		
102	Communication	124 Grammar Bank	165 Irregular verbs
113	Writing	148 Vocabulary Bank	166 Sound Bank
118	Listening		

Course overview

English File ^{fourth edition}

Welcome to **English File fourth edition**. This is how to use the Student's Book, Online Practice, and the Workbook in and out of class.



Student's Book


All the language and skills you need to improve your English, with Grammar, Vocabulary, Pronunciation, and skills work in every File. Also available as an eBook.

Use your Student's Book in class with your teacher.

Workbook

Grammar, Vocabulary, and Pronunciation practice for every lesson.

Use your Workbook for homework or for self-study to practise language and to check your progress.



Go to
englishfileonline.com
and use the code on
your Access Card to
log into the Online
Practice.

ACTIVITIES AUDIO VIDEO RESOURCES



ONLINE



Online Practice

Look again at Student's Book language you want to review or that you missed in class, do extra **Practice** activities, and **Check your progress** on what you've learnt so far.

Use the Online Practice to learn outside the classroom and get instant feedback on your progress.

LOOK AGAIN

- Review the language from every lesson.
- Watch the videos and listen to all the class audio as many times as you like.

PRACTICE

- Improve your skills with extra Reading, Writing, Listening, and Speaking practice.
- Use the interactive video to practise Practical English.

CHECK YOUR PROGRESS

- Test yourself on the language from the File and get instant feedback.
- Try an extra Challenge.

SOUND BANK

- Use the Sound Bank videos to practise and improve your pronunciation of English sounds.

Hi, I'm Matt.
What's your name?

Sally. Nice to meet you.

G verb *be* (+), subject pronouns: *I, you, etc.*

V days of the week, numbers 0–20

P vowel sounds, word stress

1 LISTENING & SPEAKING

a **1.2** Look at the photo story and listen to the conversations. Match the names to people A–D.

Ben Carla Matt Sally

b Listen again and complete the gaps.

1 Teacher Hello, everybody. Welcome to the class.
I'm Carla. I'm your teacher.

2 Matt Hi, I'm Matt. What's your ¹ *name* _____?
Sally Sally.
Matt ² _____?
Sally Sally!

3 Matt What's your phone ³ _____?
Sally It's 07894 132 456.

4 Ben ⁴ _____, Matt.
Matt Hello. This is Sally. She's in my salsa class.
Ben Nice to meet you. My name's Ben.
Sally Nice to ⁵ _____ you, too.
Matt Bye, Sally.
Sally Goodbye, Matt. Bye, Ben.

5 Ben Hi, Sally.
Sally Ben! Are you in the salsa class, too?
Ben Yes, I am. How are ⁶ _____?
Sally I'm very well, ⁷ _____ you. And you?
Ben ⁸ _____, thanks. ... Great! You're my partner!
Sally Yes! See you later, Matt.

c **1.3** Listen and repeat the conversations. Copy the rhythm.

d Complete the gaps with a word from the list.

Bye Fine Hi I'm... Thanks



Hello = *Hi* _____ Thank you = _____
My name's... = _____ Goodbye = _____
Very well = _____

e Introduce yourself to other students.

Hello, I'm Antonio. What's your name?)

(Mia. Nice to meet you.

Nice to meet you, too.)



2 GRAMMAR verb be $\boxed{+}$, subject pronouns

a Complete the sentences with 'm, 's, or 're.

- 1 I am Carla. = I'm Carla.
- 2 I am Matt. = I ___ Matt.
- 3 My name is Ben. = My name ___ Ben.
- 4 You are my partner. = You ___ my partner.
- 5 She is in my salsa class. = She ___ in my salsa class.

b **G** p.124 Grammar Bank 1A

c **1.5** Listen and repeat the pronouns and contractions.

- 1 **1)** I, I'm (I, I'm

d **1.6** Listen. Say the contraction.

- 1 **1)** I am (I'm

e In pairs, try to remember the names in your class. Say He's / She's _____.

f Stand up and speak to other students.






Hi, Mia. How are you? (I'm fine, thanks. And you?

3 PRONUNCIATION vowel sounds, word stress

Vowel sounds

In English, vowels (a, e, i, o, and u) and combinations of vowels (e.g. ea, ai) can be pronounced in different ways. Sometimes they are short sounds (e.g. it, well), but sometimes they are long sounds (e.g. e = he) or diphthongs (e.g. i = hi).

a **1.7** Listen to the words and sounds. Then listen and repeat.

					
fish	tree	cat	egg	train	bike
it	he	am	very	they	Hi
this	we	thanks	well	name	I
in	meet	Sally	welcome	later	Bye

b **1.8** Listen and write the words.

Word stress

Multi-syllable words have one stressed syllable.
good|bye so|rry wel|come

c **1.9** Listen and underline the stressed syllable in these words.

air|port com|puter e|mail ho|tel in|ter|net mu|se|um
pas|ta pi|zza sa|lad sand|wich u|ni|ver|si|ty web|site

d Write the words from c in the chart.

 food	 technology	 places
		airport

e In pairs, write more words that you know in each column. How do you pronounce them?

4 VOCABULARY days of the week, numbers 0–20

a **1.10** Look at the picture. Listen and complete the gaps.



b **1.148** Vocabulary Bank Days and numbers Do Parts 1 and 2.







c **1.14** Listen and say the next day or number.

1) Monday Tuesday (Wednesday

d Ask three students *What's your phone number?*

5 LISTENING & SPEAKING

a **1.15** Listen. Where are they? Write 1–6 in the boxes.

-  airport Gate number _____
- 1**  sandwich bar _____ pounds _____
-  hotel Room _____
-  museum Closed on _____
-  taxi _____ Manchester Road
-  language school Classes on _____ and _____ mornings

b Listen again. Write a number or a day in each gap.

c **1.16** Listen and respond.

- 1 **1)** Hello. Nice to meet you. (Nice to meet you, too.
- 2 **1)** What day is it today? (It's...

1 VOCABULARY countries

a **1.17** Listen and match the music to the countries.

- Brazil
- Mexico
- Russia
- Scotland



b **V p.149 Vocabulary Bank Countries**

c In groups, do The World Quiz. Answer with a continent, country, or nationality from **Vocabulary Bank Countries**.

I think it's Asia. (*I think it's Europe, but I'm not sure.*)

2 PRONUNCIATION /ə/, /tʃ/, /ʃ/, /dʒ/

The /ə/ sound

The /ə/ sound is the most common vowel sound in English. The /ə/ sound has many different spellings, e.g. *pasta*, *Saturday*, *Britain*.

a **1.20** Listen to the words and sounds. Then listen and repeat.



computer

American Brazilian
Scotland Switzerland

Consonant sounds

Many consonants (e.g. *j*) and combinations of consonants (e.g. *sh*) only have one pronunciation (e.g. *Japan* / *jazz*, *she* / *English*). Some consonants can be pronounced in different ways (e.g. *g* can be /g/ *Hungary* or /dʒ/ *German*).

b **1.21** Listen to the words, sounds, and sentences. Then listen and repeat. Practise with a partner.



chess

Charles isn't Czech, he's French.



shower

Is she Polish or Russian?



jazz

We're German and they're Japanese.

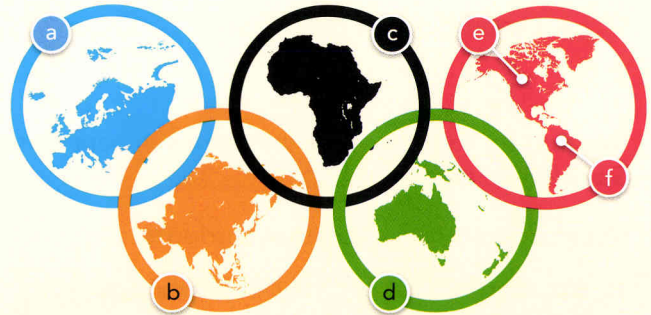
c **1.22** Listen. Say the nationality.

1 **Scotland** (Scottish

THE WORLD QUIZ

1 Name the continents.

- a _____ c _____ e _____
- b _____ d _____ f _____



2 What country are the football teams from?

- a Boca Juniors _____ d Celtic _____
- b Arsenal _____ e LA Galaxy _____
- c Galatasaray _____ f Juventus _____

3 What are the countries in English?

- a Deutschland _____
- b España _____
- c Eire _____
- d Polska _____
- e La Suisse _____
- f Magyarország _____

4 What nationality are the flags?



a _____



b _____



c _____



d _____



e _____



f _____



g _____



h _____

3 GRAMMAR verb be ☐ and ☐?

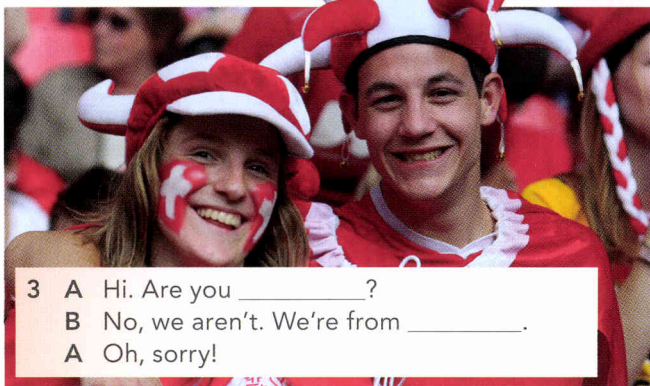
- a **1.23** Read and listen to three interviews at the Olympics. Complete the gaps with a country or a nationality.



- 1 A Hi. Where are you from?
 B We're from Oviedo, in _____.
 A OK. Good luck to the _____ team!
 B Thank you!



- 2 A Hello. I'm Mike from UK News. Where are you from?
 B I'm from _____.
 A Are you from Sydney?
 B No, I'm not. I'm from Cairns.
 A Where's Cairns? Is it near Sydney?
 B No, it isn't. It's in the north. Am I on TV?
 A Yes, you are.
 B Wow!



- 3 A Hi. Are you _____?
 B No, we aren't. We're from _____.
 A Oh, sorry!

- b Read the interviews again and complete the chart.

+	I'm	you're	it's
-		you aren't	
?			

- c **p.124 Grammar Bank 1B**

- d **1.25** Listen and respond with a short answer.

1 **1)** *Is Sydney the capital of Australia?* (No, it isn't.)

- e With a partner, write three questions beginning *Is...?* or *Are...?* Ask them to another pair.

Are you from Italy? (No, we aren't.)

4 SPEAKING

- a **Communication** Where are they from? **A p.102 B p.108** Ask and answer about people from different countries.

Where's Masako from?


(She's from Japan.)

Where in Japan?

- b Imagine you're from a different country. Choose from **Vocabulary Bank Countries p.149** and think of a city. Ask other students *Where are you from?*

5 VOCABULARY numbers 21–100

- a **1.26** Answer the questions with numbers 1–20.



1 **1)** *What's 3 + 1?* (4.)

- b **p.148 Vocabulary Bank Days and numbers** Do Part 3.

- c **1.28** Listen and write the numbers.

- d Write ten numbers from 21–100. Dictate them to a partner.

6 PRONUNCIATION & LISTENING

word stress

- a **1.29** Listen and repeat the pairs of numbers. How is the stress different?

- 1 a 13 b 30
 2 a 14 b 40
 3 a 15 b 50
 4 a 16 b 60
 5 a 17 b 70
 6 a 18 b 80
 7 a 19 b 90

- b **1.30** Listen to the conversations. Which number do you hear? Circle a or b above.

- c Play *Bingo*.

1 VOCABULARY


classroom language

a Match the words and pictures.

- a board /bɔ:d/
- a chair /tʃeə/
- a computer /kəm'pjʊ:tə/
- a desk /desk/
- 1 a door /dɔ:/
- a picture /'pɪktʃə/
- a table /'teɪbl/
- a wall /wɔ:l/
- a window /'wɪndəʊ/

b **▶ 1.31** Listen and check.

c With a partner, ask about things in your classroom.



d Match sentences 1–3 to A–C in the picture.

- 1 What page is it?
- 2 Sorry I'm late.
- 3 Look at the board, please.

e **▶ 1.32** Listen and check.




f **V p.150 Vocabulary Bank Classroom language**

g **▶ 1.35** Listen and follow the instructions.

2 PRONUNCIATION

/əʊ/, /u:/, /ɑ:/, the alphabet

a **▶ 1.36** Listen to the words and sounds. Then listen and repeat.








	ph <u>o</u> ne	cl <u>o</u> se	g <u>o</u>	Pol <u>o</u> land
	b <u>oo</u> t	sch <u>oo</u> l	d <u>o</u>	tw <u>o</u>
	car	class	ans <u>er</u>	Fr <u>an</u> ce



b **▶ 1.37** Listen and repeat the alphabet.

ABC DEF GHI JKL MNO PQR STU VWX YZ

c **▶ 1.38** Complete the alphabet chart with C, D, K, N, O, S, U, and V. Listen and check.

						
train	tree	egg	bike	phone	boot	car
A	B	F	I	—	Q	R
H	—	L	Y	—	—	—
J	—	M	—	—	W	—
—	E	—	—	—	—	—
—	G	—	—	—	—	—
—	P	X	—	—	—	—
—	T	Z	—	—	—	—
—	—	—	—	—	—	—

d **▶ 1.39** Listen to the groups of letters.

- 1 EAI 3 KQ 5 VPB 7 VW
- 2 GJ 4 CS 6 MN 8 YU

e **▶ 1.40** Listen and circle the letter you hear.

f Practise saying the phrases below. Use abbreviations.

- a Personal Computer a Very Important Person
- the United Kingdom the United States of America
- the European Union a Portable Document Format
- World Wide Web the National Basketball Association

(a PC)

3 LISTENING & SPEAKING

- a **1.41** Micaela is a student of English. Listen to her Skype interview with Mark, a teacher at a language school in England. Complete her form.

English House Language School

Student information

First name	Micaela	Email address	
Surname	1		m.vazquez@mail.com
Age	2	Phone (mobile)	
Country	3		7
City	4	Phone (landline)	
Address	Florida ⁵		854-
Postcode	6		



- b **1.42** Listen. Complete Mark's questions to Micaela.

- 1 *What's* _____ your first name?
- 2 _____ your surname?
- 3 _____ do you spell it?
- 4 _____ old are you?
- 5 Where are you _____?
- 6 _____ your address?
- 7 _____ your postcode?
- 8 What's your _____ address?
- 9 What's your phone _____?

Sentence stress

In sentences we stress the important words.

What's your first name? It's **Mark**.

- c Listen again and repeat the questions. Copy the rhythm.
- d Ask your partner the questions. Write their answers.

Saying emails

@ = at . = dot

4 GRAMMAR possessive adjectives

- a Complete the questions with *I, you, my, or your*.


- Where are ¹_____ from?
- ²_____ 'm from Buenos Aires.
- What's ³_____ name?
- ⁴_____ name's Micaela.

- b **p.124 Grammar Bank 1C**

- c **1.44** Listen. Change the sentences.

- 1 **I'm Matt.** (My name's Matt.)
- 2 **You're Sally.** (Your name's Sally.)

- d **1.45** Look at the photos. Are they their real names? Listen and check.



Snoop Dogg

Shakira



- e **Communication** What's his / her real name? **A p.102 B p.108** Complete information about some actors and singers.

5 WRITING

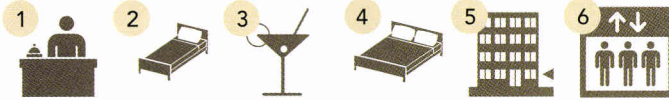
- p.113 Writing** Completing a form
Complete an application for a visa and write a paragraph about you.

Practical English Arriving in London

checking in V in a hotel

1 VOCABULARY in a hotel


a Match the words and symbols.



- 1 Reception /rɪ'sepʃn/
- 2 the lift /lɪft/
- 3 a single room /'sɪŋɡl ru:m/
- 4 a double room /'dʌbl ru:m/
- 5 the bar /bɑː/
- 6 the ground (first, second, etc.) floor /graʊnd flɔː/

- b 1.46 Watch or listen and check.
- c Cover the words and look at the symbols. Say the words.

2 INTRODUCTION



- a 1.47 Watch or listen to Jenny and Rob. Mark the sentences **T** (true) or **F** (false).
- Rob lives and works in London.
 - He's a writer for a magazine.
 - The name of his magazine is *London 20seven*.
 - Jenny is British.
 - She's an assistant editor.
 - It's her second time in the UK.
- b Watch or listen again. Say why the **F** sentences are false.

3 CHECKING IN



- a 1.48 Watch or listen to Jenny checking into a hotel. Answer the questions.
- Complete Jenny's surname: ZI__LI__SK__.
 - What's her room number? _____
- b Watch or listen again. Complete the **You hear** phrases.

You hear	You say
Good evening, madam.	Hello. I have a reservation. My name's Jennifer Zielinski.
Can you ¹ _____ that, please?	Z-I-E-L-I-N-S-K-I.
For five nights?	Yes, that's right.
Can I have your passport, please?	Just a second... Here you are.
Thank you. Can you sign here, ² _____? Thank you.	
Here's your ³ _____. It's room 306, on the third floor. The ⁴ _____ is over there.	The lift? Oh, the elevator.
Yes. Enjoy your stay, Ms Zielinski.	Thank you.

British and American English
lift = British English *elevator* = American English
z = /zed/ British English /ziː/ American English

Greetings
Good morning = > 12.00
Good afternoon = 12.00 > 18.00
Good evening = 18.00 >
Goodnight = Goodbye (when you go to bed)
madam = a polite way to greet a woman
sir = a polite way to greet a man

- c **1.49** Watch or listen and repeat the **You say** phrases. Copy the rhythm.
- d Practise the conversation with a partner.
- e Work in pairs. Read your role and look at the conversation in **3b**. What do you need to change?

A (book open) You are the receptionist.
It's 11.00 a.m.

B's room is 207 on the second floor. Begin *Good morning, sir / madam.*

B (book closed) You arrive at the hotel. Use your first name and surname.

- f Role-play the conversation. Then change roles.

- g **1.50** Read the information box. Watch or listen and repeat the phrases.

Can you...? = Please do it.	Can I have...? = Please give me (my passport, etc.).
<i>Can you spell that?</i>	<i>Can I have my key, please?</i>
<i>Can you sign here?</i>	<i>Can I have your passport, please?</i>

- h You are in a hotel. Ask the receptionist to give you...

- your key
- your passport
- a map of London
- a pen

4 JENNY TALKS TO ROB



- a **1.51** Watch or listen. Mark the sentences **T** (true) or **F** (false).

- Jenny has a coffee.
- She is in London on business.
- The waitress is German.
- Jenny phones Rob Walker.
- Jenny is tired.
- Their meeting is at 10.00.

- b Watch or listen again. Say why the **F** sentences are false.

- c **1.52** Read the information box. Watch or listen and repeat the phrases and responses.

Would you like...?

Would you like a coffee? Yes, please.
Would you like another tea? No, thanks.

We use *Would you like...?* to offer somebody something. We respond *Yes, please.* or *No, thanks.*


- d With a partner, practise offering and responding with the drinks below.

- beer
- coffee
- Coke
- hot chocolate
- mineral water
- tea

- e Look at the **Social English** phrases. Who says them: **Jenny**, **Rob**, or the **waitress**?

Social English

- I'm here on business.
- I'm from New York. What about you?
- No problem.
- This is Rob. Rob Walker.
- That's perfect.
- It's time for bed.



- f **1.53** Watch or listen and check. Then watch or listen and repeat the phrases.

- g Complete conversations A–F with **Social English** phrases 1–6. Practise with a partner.

A	Hi. Is that Jennifer? <input type="checkbox"/> 4	Hello, Rob.
B	Oh look! It's 11.30! <input type="checkbox"/>	Goodnight.
C	Hi. Are you here on holiday? <input type="checkbox"/>	No, <input type="checkbox"/>
D	<input type="checkbox"/>	I'm from London.
E	Can I have a coffee, please? <input type="checkbox"/>	Sure. <input type="checkbox"/>
F	Here's your coffee. Milk and sugar are on the table. <input type="checkbox"/>	Thanks. <input type="checkbox"/>

CAN YOU...?

- check into a hotel and spell your name
- ask somebody to do something / to give you something
- offer somebody a drink, and accept or refuse